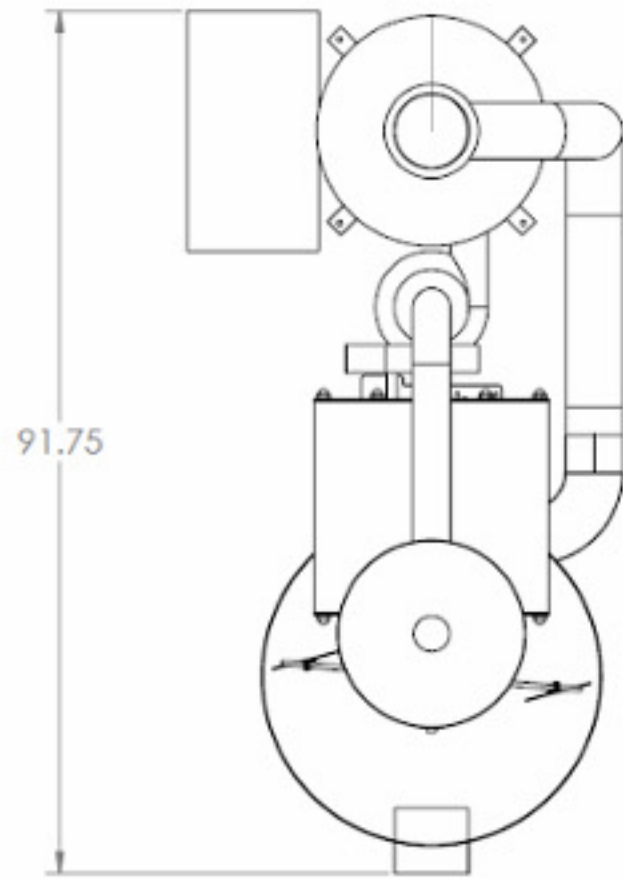


**MAINTAIN 18" CLEARANCE FROM ALL COMBUSTIBLES AROUND ROASTER PERIMETER**



Weight	1350 lbs / 613.65 kg
Dimensions	92" x 38" x 80" / 233.7 cm x 96.5 cm x 203.2 cm
Hot Air Exhaust	8" / 203.2 cm UL103 HT Positive Pressure Vent Pipe (850 CFM)
Voltage	208-230V 60Hz
Amperage	30A Recommended Service
Gas Line Req.	3/4" NPT
BTU	100,000 Roaster / 250,000 Afterburner (7" WC Natural Gas / 11" WC Propane)
Approx. Hourly Capacity	100 lbs / 45.5 kg green , 85 lbs / 38.6 kg roasted
Certification	ETL Listed USA and Canada

PROPRIETARY INFORMATION, PROPERTY OF SAN FRAN MFG. DO NOT REPRODUCE WITHOUT THE PRIOR WRITTEN CONSENT OF SAN FRAN MFG.

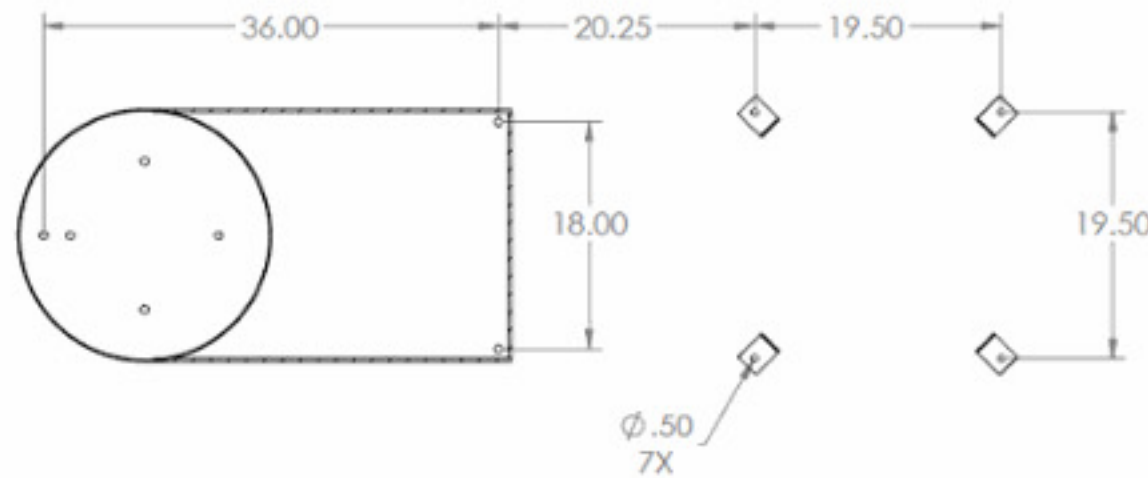
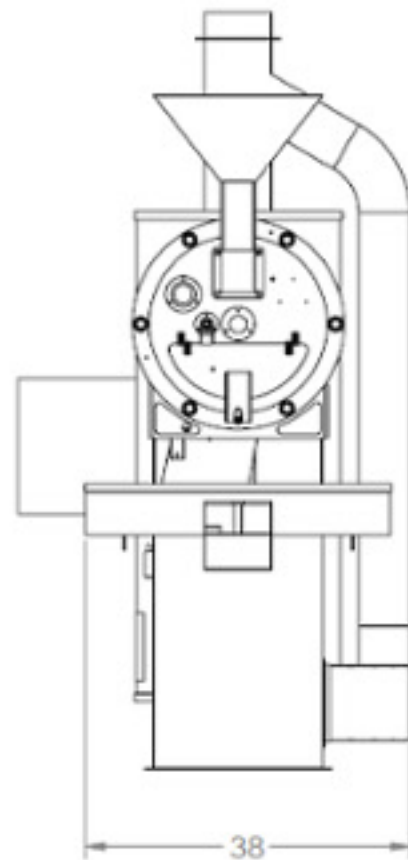
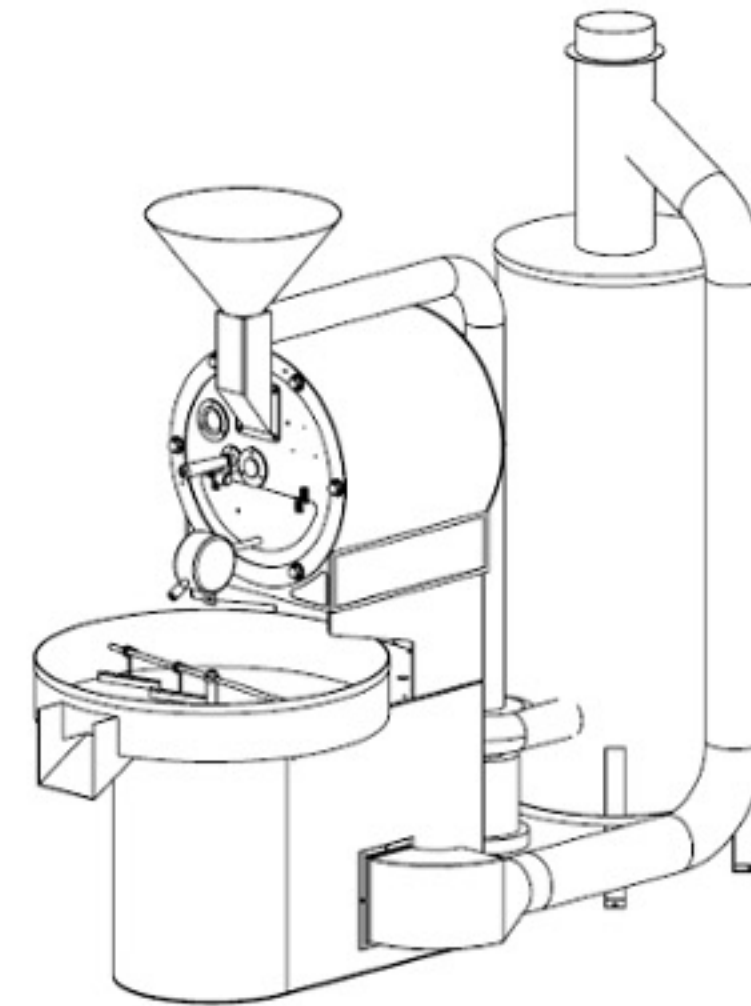
CAD GENERATED DRAWING: DO NOT MANUALLY UPDATE  
**DO NOT SCALE DRAWING**

**San Fran Mfg.**  
4048 Technology Way, Ste. F  
Carson City, NV 89706  
800-957-9523 intl: 775-996-2280

UNLESS OTHERWISE SPECIFIED DIMENSIONS ARE IN INCHES TOLERANCES ARE:  
DECIMALS ANGLES  
X: +/- 0.050 X: +/- 1.0°  
.XX: +/- 0.020 .XX: +/- 0.5°  
XXX: +/- 0.010 .XXX: +/- 0.05°  
ALL Ø's FOR PEM HARDWARE  
+0.011 -0.002

SCALE: 1:12	APPROVALS	DATE
	MAS	08/26/12
	MAS	08/26/12
CHECKED	[Signature]	[Signature]

PROJECT	[ ]
DESCRIPTION	SF-25
SIZE DWG. NO.	SF-25
REV.	A
CUST:	[ ]
	SHEET 1 OF 1



SECTION A-A  
SCALE 1:8

